



**Comfortable
on any terrain.**



Easy select knob (optional) allows you to switch to 4x4 mode whenever you need.

**Game
for
anything.**



**Carries
whatever
you
have to.**

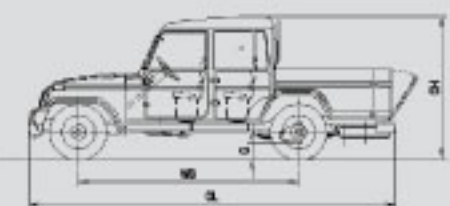


SPECIFICATIONS

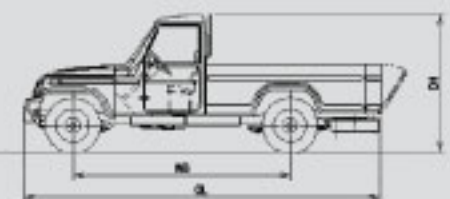
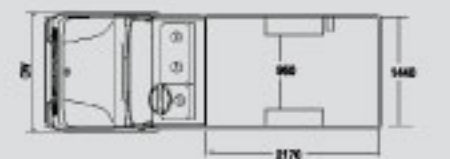
Double Cab / Single Cab		Double Cab		Single Cab			
ENGINE	DIESEL	Weights (kgs)		DC 4X4	DC4X2	SC 4X4	SC 4X2
Type	: NEF TCI - 4 Stroke, 4 Cylinder, 2498CC Turbo	GVW		2800	2800	2800	2800
Power (hp @ rpm)	: 100 hp @ 3800 rpm	Kerb Weight		1975	1875	1875	1775
Torque (Kgm @ rpm)	: 24.5 @ 1800	Payload		825	925	925	1025
TRANSMISSION	5 SPEED MANUAL	Dimensions		DC 4X4	DC4X2	SC 4X4	SC 4X2
Transfer Case (4WD Only)	: Borg Warner - Manual Shift (Opt. Electric Shift)	Overall Length (mm) (OL)		4924	4924	4924	4924
Clutch	: Hydraulic, Diaphragm type Single Plate	Overall Width (mm) (OW)		1815	1815	1815	1815
Axle - Front	: 4WD Full floating, Salisbury type with hypoid gears	Overall Height (mm) (OH)		1885	1885	1885	1885
	: 2WD Stub Axle	Wheel Base (mm) (WB)		3014	3014	3014	3014
Axle - Rear	: Semi floating, Salisbury type with hypoid gears	Ground Clearance (mm) (G)		200	200	200	200
Steering	: Rack & Pinion Power Assisted Column	Cargo Box (LxBxH) (mm)		1390x1440x530	2190x1440x530	2190x1440x530	2190x1440x530
Turning Circle Radius (m)	: 6.75	Fuel Tank Capacity (litrs)		56 litre	56 litre	56 litre	56 litre
		Seating including Driver		5	3, optional 2	3, optional 2	3, optional 2
Brakes		Battery		12 V 75 AH			
Hydraulic with vacuum assisted servo. Front - Disc & Caliper, Rear - Drum.		Features					
Parking brakes on rear wheels - Cable operated		HVAC		Heat cool standard			
Suspension Front		Power Steering		Standard			
Independent front suspension, torsion bar with stabiliser bar and hydraulic shock absorber		Free Wheeling Hub		Optional (4WD only)			
Suspension Rear		Central Locking		Standard			
Semi elliptical progressive leaf spring (Underslung)		Power Windows		Standard			
Wheels & Tyres		Cab Protector		Standard			
Steel Disc Type - Size	: 6.0J X 15	Stereo		Standard			
Tyres	: 235/75 R15 tubeless tyres	Bull Bar		Optional			
		Alloy wheel		Optional			

Mahindra
BOLERO
PIKUP

Models available in LHD and RHD.
All features and colours mentioned are not available on all models. Accessories shown are not part of the standard equipment. Performance figures may differ in conditions other than test conditions. Vehicle body colour may differ from the printed photographs. In view of our policy of continuously improving our products, we reserve the right to alter specifications or design without prior notice and without liability. Please check model details with your nearest dealer.



Bolero Double Cab Turbo



Bolero Single Cab Turbo



Dealer Stamp



Mahindra

Mahindra
BOLERO
PIKUP

Drive it.
Real hard.

